
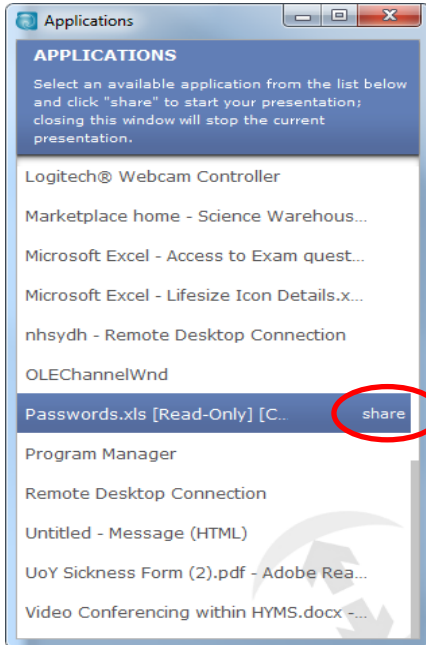


Sharing content within Clearsea

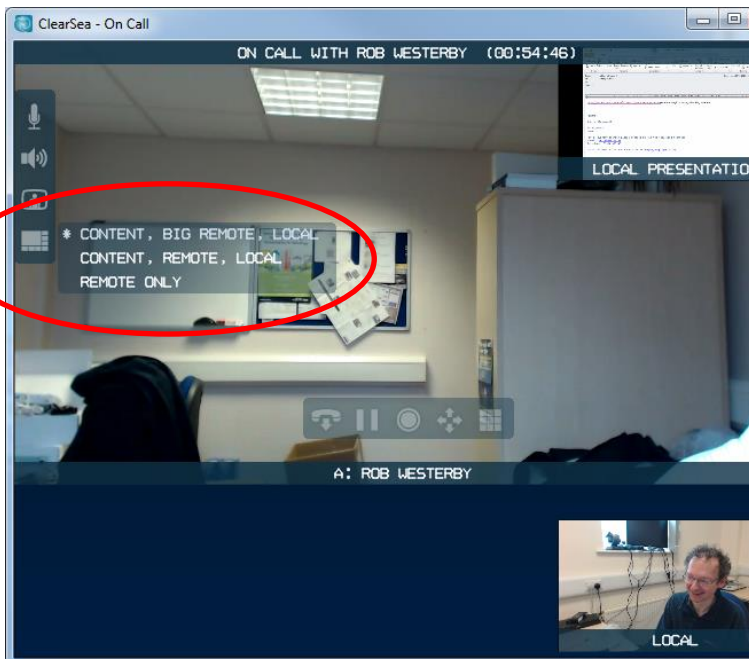
Click on the  button in the Clearsea main dialling window

You will get the following window so you can choose what to share.



Note: the items on the left are derived from the application windows you currently have open.

Click on the Share Icon next to the window to be shared.



You will now notice this window is shared in the Clearsea – On call window.

You can adjust how you see the content as shown left:

To stop sharing content close the applications window above.